

Scaled data based on original data using
LM-79-08 Approved Method: Electrical and Photometric Measurements of Solid-
State Lighting Products

Test Report Prepared for
Cooper Lighting Solutions
(formerly Eaton)

Brand: McGRAW-EDISON

Report Number: P144376

Luminaire Tested: **CNC-F02-LED-E1-WQ-7050**

Issue Date: 3/3/2020

Test Information

Test Method: LM-79-08
Report Number: P144376
REPORT IS SCALED FROM IESNA LM-79-08 TEST DATA (P33699)
Test Lab: INNOVATION CENTER-P3
Issue Date: 3/3/2020
Manufacturer: COOPER LIGHTING SOLUTIONS (FORMERLY EATON)
Product Line: MCGRAW-EDISON
Catalog Number: CNC-F02-LED-E1-WQ-7050
Description: CONCISE LED LUMINAIRE
(2) LIGHTBARS WITH AccuLED OPTICS - WIDE TYPE 5 SQUARE
Light Source: (14) 5000K CCT, 70 CRI LEDs
Ballast/Driver: -

Summary

Lumens per Lamp: N/A
Luminaire Lumens: 5238.5 lumens
Efficiency: N/A
Efficacy: 95.2 lumens/watt
Luminous Opening: Rectangular (W 0.33' x L: 1' x H: 0')
IES Classification: Type V - Short - Non-Cutoff
BUG Rating: B3 - U0 - G2

Input Watts (W): 55
Input Voltage (V): NR
Input Current (Ain): NR
Voltage Rise (V): NR
Power Factor: NR
Total Harmonic Distortion (THDi): NR
Frequency (hertz): 60
Stabilization Time: NR
Operation Time: NR
Ambient Temperature (°C): NR
Test Distance: 25 FT

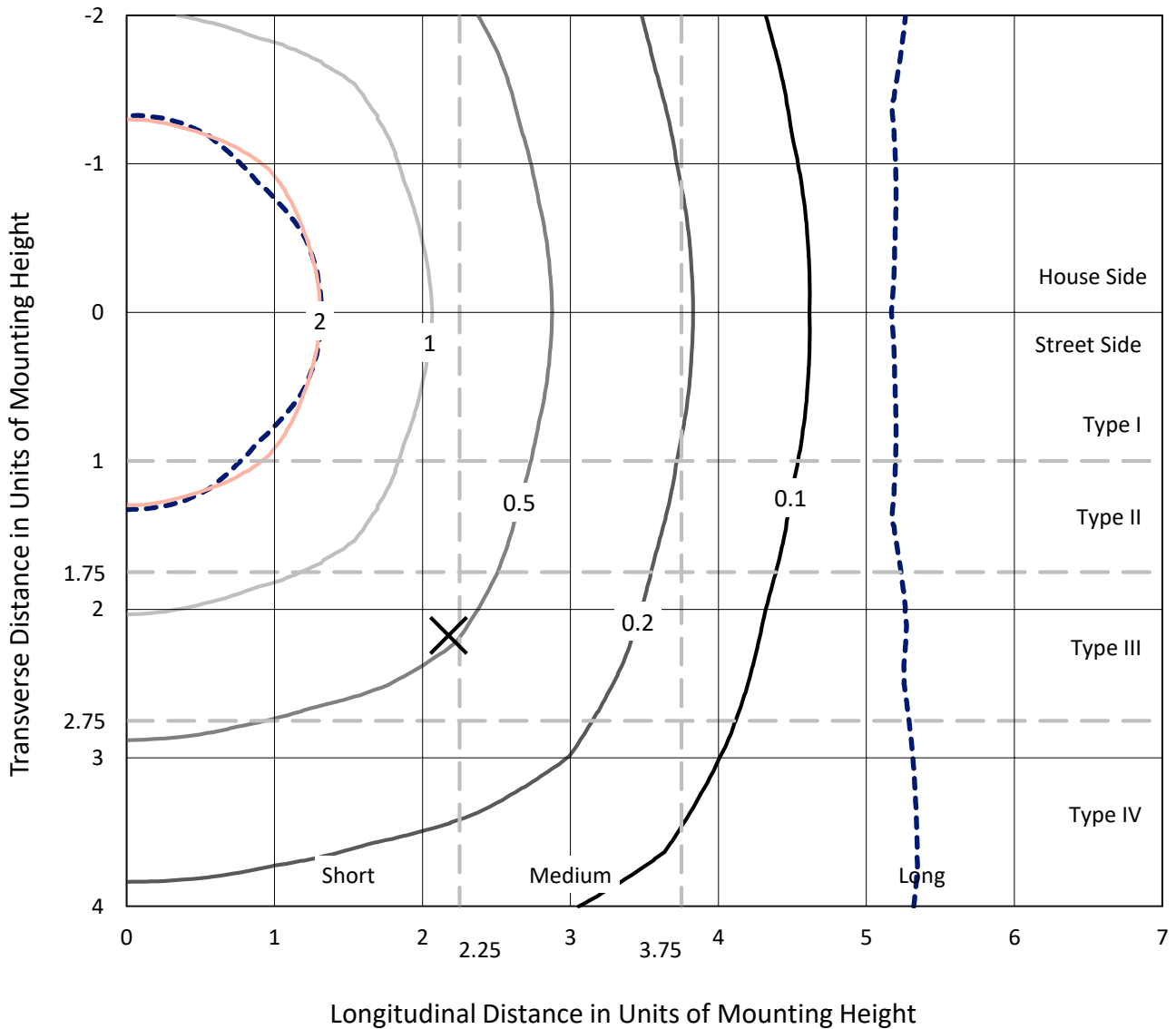


REPORT NUMBER: P144376

CATALOG NUMBER: CNC-F02-LED-E1-WQ-7050

Iso-Footcandle Lines of Horizontal Illumination

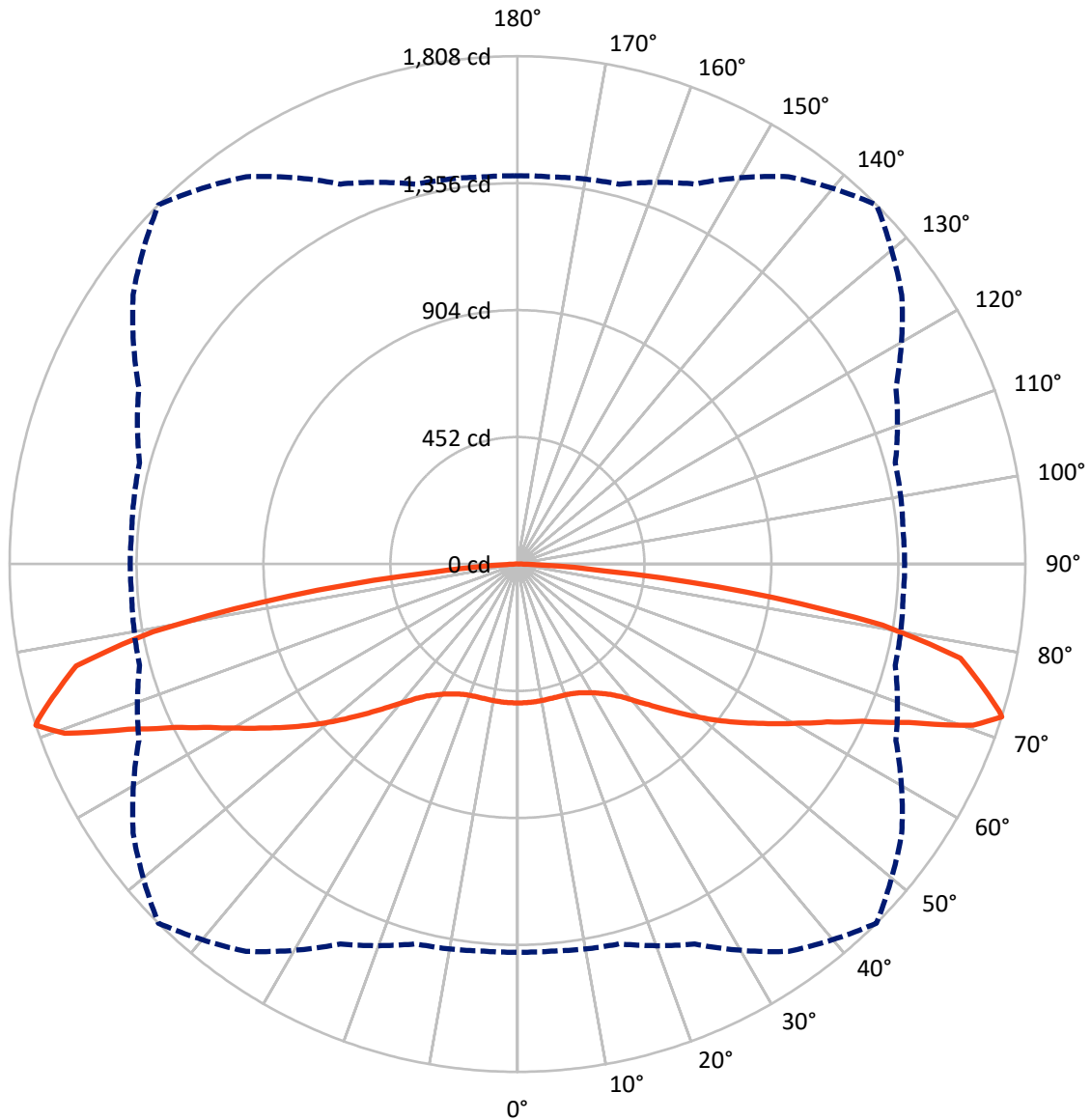
× Max cd
 - - - 1/2 Max cd



Based on 10 foot mounting height. Maximum calculated value = 4.9 fc
 Type V - Short - Non-Cutoff

REPORT NUMBER: P144376
CATALOG NUMBER: CNC-F02-LED-E1-WQ-7050

Luminous Intensity Polar Plot



— Vertical Plane Through 45-Deg Lateral - - - Horizontal Cone Through 72-Deg Vertical

REPORT NUMBER: P144376

CATALOG NUMBER: CNC-F02-LED-E1-WQ-7050

FLUX DISTRIBUTION:

		Downward	Upward	Total
House Side	Lumens	2619.2	0.0	2619.2
	% Fixture	50.0	0.0	50.0
Street Side	Lumens	2619.2	0.0	2619.2
	% Fixture	50.0	0.0	50.0
Total	Lumens	5238.5	0.0	5238.5
	% Fixture	100.0	0.0	100.0

Coefficient of Utilization

ZONAL LUMENS:

Zone	Lumens	% Fixture
0°-10°	47.2	0.9
10°-20°	140.3	2.7
20°-30°	235.6	4.5
30°-40°	358.6	6.8
40°-50°	566.9	10.8
50°-60°	865.8	16.5
60°-70°	1268.4	24.2
70°-80°	1441.0	27.5
80°-90°	314.8	6.0
90°-100°	0.0	0.0
100°-110°	0.0	0.0
110°-120°	0.0	0.0
120°-130°	0.0	0.0
130°-140°	0.0	0.0
140°-150°	0.0	0.0
150°-160°	0.0	0.0
160°-170°	0.0	0.0
170°-180°	0.0	0.0
0°-90°	5238.5	100.0
0°-180°	5238.5	100.0



REPORT NUMBER: P144376

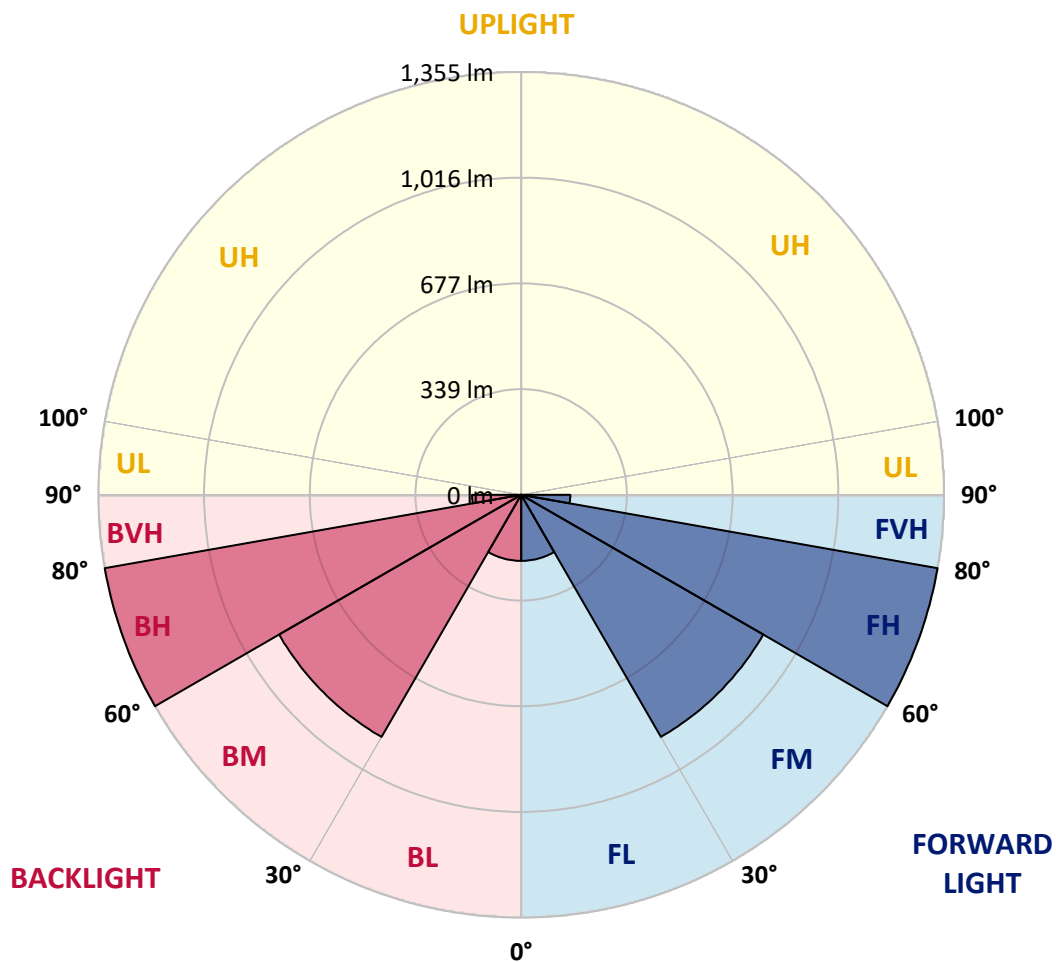
CATALOG NUMBER: CNC-F02-LED-E1-WQ-7050

LUMINAIRE CLASSIFICATION SYSTEM LUMEN TABLE AND BUG RATING:

Zone	Lumens	% Fixture	Zone Rating/Lumen Limit		
			B	U	G
FL (0°-30°)	211.5	4.0			
FM (30°-60°)	895.6	17.1			
FH (60°-80°)	1354.7	25.9			G1/1800
FVH (80°-90°)	157.4	3.0			G2/225
BL (0°-30°)	211.5	4.0	B1/500		
BM (30°-60°)	895.6	17.1	B1/1000		
BH (60°-80°)	1354.7	25.9	B3/2500		G1/1800
BVH (80°-90°)	157.4	3.0			G2/225
UL (90°-100°)	0.0	0.0		U0/0	
UH (100°-180°)	0.0	0.0		U0/0	

BUG Rating: B3-U0-G2

Type V Short





REPORT NUMBER: P144376

CATALOG NUMBER: CNC-F02-LED-E1-WQ-7050

CANDELA DISTRIBUTION (FULL):

	0°	5°	10°	15°	20°	25°	30°	35°	40°	45°	50°
0°	494.7	494.7	494.7	494.7	494.7	494.7	494.7	494.7	494.7	494.7	494.7
2.5°	495.8	495.6	495.2	494.8	494.7	494.5	494.5	494.5	494.4	494.4	494.4
5°	495.7	495.5	495.3	495.0	494.8	494.5	494.5	494.6	494.4	494.4	494.5
7.5°	495.0	495.2	495.0	494.7	494.6	494.5	494.4	494.4	494.2	494.0	494.1
10°	495.2	495.8	495.4	494.9	494.7	494.5	494.2	493.8	493.8	493.6	493.5
12.5°	495.6	496.2	495.6	495.0	494.8	494.6	494.2	493.8	493.6	493.4	493.1
15°	496.6	497.0	496.6	496.0	495.6	495.0	494.7	494.4	493.8	493.4	493.1
17.5°	497.2	498.1	497.5	496.9	496.3	495.7	495.4	495.0	494.7	494.4	494.0
20°	498.4	499.3	498.8	498.2	497.9	497.6	497.4	497.1	496.8	496.6	496.0
22.5°	500.6	501.3	501.2	501.0	501.1	501.2	501.2	501.3	501.1	501.0	500.4
25°	505.2	505.2	505.5	505.8	506.4	506.9	507.3	507.7	508.0	508.2	507.5
27.5°	513.2	513.8	514.1	514.4	515.2	516.0	517.0	517.9	518.4	518.9	518.2
30°	523.5	523.5	524.1	524.7	526.1	527.6	528.7	529.9	530.8	531.8	531.2
32.5°	536.7	537.6	538.4	539.2	541.0	542.8	544.8	546.8	548.0	549.2	548.3
35°	556.9	557.9	558.8	559.6	561.4	563.3	565.6	567.8	568.9	569.9	569.3
37.5°	585.3	585.3	586.5	587.7	588.9	590.1	593.1	596.2	597.4	598.7	597.7
40°	623.8	624.0	624.2	624.4	625.6	626.6	630.4	634.2	636.3	638.5	636.4
42.5°	668.0	669.8	669.8	669.7	670.5	671.2	674.8	678.4	681.5	684.6	683.4
45°	720.2	719.8	719.2	718.5	720.8	723.0	728.1	733.2	736.0	738.8	736.2
47.5°	772.8	772.3	771.4	770.5	772.8	775.0	782.7	790.4	794.3	798.3	794.0
50°	825.4	827.4	826.2	825.0	828.4	831.8	841.5	851.2	857.0	862.8	857.9
52.5°	883.5	885.0	883.6	882.3	887.0	891.6	903.1	914.5	922.3	930.1	923.5
55°	943.6	941.8	942.5	943.3	947.7	952.1	966.2	980.2	989.6	998.8	991.4
57.5°	999.9	1000.6	999.8	999.0	1006.0	1013.0	1030.6	1048.3	1060.0	1071.8	1062.4
60°	1057.4	1057.6	1056.0	1054.2	1061.8	1069.4	1094.8	1120.2	1135.3	1150.5	1137.7
62.5°	1121.8	1121.7	1118.7	1115.8	1124.6	1133.6	1165.0	1196.6	1217.4	1238.2	1222.6
65°	1200.8	1198.8	1197.1	1195.4	1205.6	1215.9	1255.1	1294.2	1322.3	1350.4	1330.4
67.5°	1317.2	1315.6	1312.1	1308.6	1320.0	1331.4	1381.6	1431.8	1468.1	1504.4	1477.9
70°	1445.2	1442.4	1444.8	1447.3	1473.8	1500.2	1567.4	1634.7	1677.7	1720.8	1676.2
72°	1382.1	1383.3	1391.5	1399.7	1446.0	1492.4	1587.9	1683.5	1745.8	1808.0	1739.1
72.5°	1360.0	1361.0	1370.4	1379.8	1424.0	1468.2	1566.6	1665.2	1729.6	1794.1	1723.3
75°	1266.6	1269.2	1280.0	1290.8	1335.6	1380.4	1479.8	1579.1	1640.8	1702.6	1631.7
77.5°	1113.9	1122.4	1133.3	1144.2	1197.6	1251.0	1363.3	1475.6	1543.8	1612.0	1531.5
80°	850.2	847.0	865.9	884.7	935.7	986.6	1073.6	1160.5	1239.0	1317.5	1227.1
82.5°	330.4	337.6	376.6	415.6	469.0	522.4	600.3	678.2	748.9	819.6	744.3
85°	34.0	38.8	52.8	66.8	95.9	125.0	172.5	219.9	266.4	312.9	262.4
87.5°	13.7	15.0	19.4	23.7	24.8	25.9	31.3	36.8	36.5	36.2	35.8
90°	0.0	0.0	0.0	0.0	0.0	0.0	0.0	0.0	0.0	0.0	0.0



REPORT NUMBER: P144376

CATALOG NUMBER: CNC-F02-LED-E1-WQ-7050

CANDELA DISTRIBUTION (continued):

	55°	60°	65°	70°	75°	80°	85°	90°
0°	494.7	494.7	494.7	494.7	494.7	494.7	494.7	494.7
2.5°	494.5	494.7	494.8	494.8	494.8	495.1	495.4	495.0
5°	494.7	494.8	494.8	494.8	494.8	495.1	495.4	495.0
7.5°	494.2	494.2	494.2	494.4	494.7	494.8	494.8	494.7
10°	493.4	493.4	493.5	493.8	494.0	494.3	494.6	494.7
12.5°	492.8	492.9	493.0	493.2	493.5	493.8	494.0	494.4
15°	492.8	492.9	493.0	493.1	493.3	493.7	494.0	494.4
17.5°	493.6	493.4	493.2	493.3	493.5	493.9	494.4	494.7
20°	495.4	495.1	494.9	494.9	494.9	495.3	495.7	495.7
22.5°	499.8	498.9	498.0	497.9	497.8	497.8	497.9	498.1
25°	506.8	505.4	504.0	503.6	503.2	503.0	502.8	503.2
27.5°	517.4	515.9	514.3	513.4	512.5	512.0	511.5	511.6
30°	530.6	528.8	527.0	525.5	524.0	523.3	522.6	522.8
32.5°	547.4	545.3	543.2	541.1	539.0	538.1	537.2	537.4
35°	568.8	566.3	563.8	562.1	560.4	559.0	557.6	558.7
37.5°	596.6	594.4	592.1	591.0	589.9	588.6	587.4	587.5
40°	634.2	631.9	629.6	628.6	627.7	626.1	624.4	624.8
42.5°	682.1	678.5	675.0	673.2	671.6	670.8	670.0	670.5
45°	733.6	730.0	726.4	725.0	723.6	721.5	719.5	721.4
47.5°	789.8	785.3	780.8	778.3	775.8	776.4	777.1	775.6
50°	853.0	845.5	838.0	835.0	832.0	832.0	832.0	831.8
52.5°	916.8	906.4	896.0	893.5	891.0	890.4	889.8	889.1
55°	984.0	971.2	958.4	953.6	948.9	949.6	950.2	952.1
57.5°	1053.0	1036.2	1019.4	1014.0	1008.6	1009.0	1009.4	1012.4
60°	1125.0	1103.2	1081.4	1075.4	1069.4	1071.0	1072.6	1074.4
62.5°	1207.0	1180.7	1154.4	1146.4	1138.3	1140.3	1142.4	1147.3
65°	1310.3	1277.4	1244.5	1236.1	1227.8	1228.7	1229.6	1238.1
67.5°	1451.4	1407.6	1363.8	1356.1	1348.4	1349.7	1351.1	1364.8
70°	1631.6	1566.8	1501.8	1469.9	1438.0	1433.0	1428.0	1435.3
72°	1670.2	1578.6	1487.0	1439.8	1392.8	1385.4	1378.0	1378.7
72.5°	1652.5	1559.8	1467.2	1421.4	1375.6	1369.6	1363.6	1362.4
75°	1560.8	1470.2	1379.6	1332.3	1285.0	1273.6	1262.2	1262.1
77.5°	1451.0	1336.8	1222.5	1171.5	1120.5	1108.6	1096.6	1087.3
80°	1136.6	1034.2	931.8	880.0	828.3	809.2	790.0	778.6
82.5°	669.0	574.8	480.6	414.9	349.2	329.4	309.6	282.2
85°	212.0	163.1	114.2	89.1	64.0	51.7	39.4	34.6
87.5°	35.2	28.6	22.0	21.2	20.5	16.1	11.7	9.8
90°	0.0	0.0	0.0	0.0	0.0	0.0	0.0	0.0

(END OF REPORT)